


# Technical Handbook



# One solution For everyone



CARGA Y  
MANTENIMIENTO DE  
SILLAS DE RUEDAS  
ELÉCTRICAS EN ZONAS  
URBANAS



MANTENIMIENTO Y  
RECARGA EN  
CARRETERA PARA  
CICLISTAS  
AFICIONADOS Y  
PROFESIONALES



CARGA PARA  
PATINETES ELÉCTRICOS

## Application



### URBAN

Zonas ciclistas  
Oficinas públicas  
Pasajes marítimos  
Polígonos industriales



### RURAL

Campamentos y parques  
Zonas turísticas  
Rutas ciclistas



### COMPANY

Gasolineras  
Tiendas de deportes  
Puntos de refrescos



### COMUNIDAD

Hotels  
Condominios  
Centros comerciales



---

# RACKS

## 6 BIKE PARKING

---

VERTICAL BICYCLE PARKING RACK



# RAS 2.5

---

Available Colors





# RAS 2.5 A

## **BICYCLE PARKING RACK WITH VERTICAL SUPPORT**

The bicycle parking rack is easy to use, as it is compatible with any type of bicycle. The structure is lightweight and sturdy. The bicycle is parked on the appropriate support. A lock eyelet is provided.

## **MATERIALS USED**

Anticorrosive aluminum structure. Various stainless steel screws.

## **STANDARD COLORS (MATTE)**

Available Colors



## **INSTALLATION**

The base of the rack has 8 Ø11 holes that allow attachment to the ground using the supplied fixing plugs. Anti-theft plugs can be requested for security reasons; we recommend fixing the rack before use.

## **MAINTENANCE**

The parking rack does not require any extraordinary maintenance, despite its exposure to weather conditions, as it is composed of aluminum and steel components. During winter, if not in use, it is recommended to cover it.

## **WARRANTY**

The warranty is 2 years for all structural parts composing the rack. Spare parts for each rack component are available, inquire about prices and availability. The warranty does not cover possible damages caused by individuals or vandalism.

## **DIMENSIONS AND WEIGHTS**

Height 106 cm, Width 270 cm, Depth 40 cm, Weight 45 kg.

## **CUSTOM GRAPHICS**

ELETTA offers the possibility of customizing the column with the client's graphics. A vector file is required, and a quote for the customization work will be provided.



# RACKS

## 6 BIKE PARKING

---

ALUMINUM BICYCLE PARKING



# E-RAS 2.5 A6

---

Available Colors





# RAS 2.5 A6

## BICYCLE RACK IN ALUMINUM

The bicycle rack is easy to use as it is compatible with any type of bicycle. The structure is lightweight and sturdy. The bicycle is parked in the corresponding bike holder.

### MATERIALS USED

Anticorodal aluminum structure. Various stainless steel screws.

### STANDARD COLORS (MATTE)

Available Colors



### INSTALLATION

The base of the rack has 8 Ø11 holes for anchoring to the ground using the supplied fixing plugs. Anti-theft plugs can be requested for safety reasons; we recommend fixing the rack before use.

### MAINTENANCE

The rack requires no extraordinary maintenance, despite exposure to weather conditions, as it is composed of aluminum and steel components. During winter, if not in use, it is recommended to cover it.

### WARRANTY

The warranty is 2 years for all structural parts that make up the rack. Spare parts for each rack component are available, inquire for prices and availability. The warranty does not cover possible damages caused by individuals or vandalism.

### DIMENSIONS AND WEIGHTS

Height 100.5 cm, Width 270 cm, Depth 50 cm, Weight 45 kg.

### CUSTOM GRAPHICS

ELETTA offers the possibility to customize the column with the customer's graphics. A vector file is required, and a quote for the customization work will be provided.



# RACKS

## 12 BIKE PARKING

---

ALUMINUM PARKING FOR PARKING 12 BICYCLES



# RAS 2.5 A12

---

Available Colors





# RAS 2.5 A12

## BICYCLE SUPPORT IN ALUMINUM

The bicycle support is easy to use as it is compatible with any type of bicycle. The structure is lightweight and resistant. The bicycle is parked in the corresponding bike holder.

### MATERIALS USED

Anticorrosive aluminum structure. Various stainless steel screws.

### STANDARD COLORS (MATTE)

Available Colors



### INSTALLATION

The base of the rack has 8 Ø11 holes for anchoring to the ground using supplied fixing plugs. Anti-theft plugs can be requested for security reasons: we recommend fixing the rack before use.

### MAINTENANCE

The rack requires no extraordinary maintenance, despite exposure to weather conditions, as it is composed of aluminum and steel components. During winter, if not in use, it is recommended to cover it.

### WARRANTY

The warranty is 2 years for all structural parts that make up the rack. Spare parts for each rack component are available, inquire for prices and availability. The warranty does not cover possible damages caused by individuals or vandalism.

### DIMENSIONS AND WEIGHTS

Height 100.5 cm, Width 270 cm, Depth 50 cm, Weight 45 kg.

### CUSTOM GRAPHICS

ELETTA offers the possibility to customize the column with the customer's graphics. A vector file is required, and a quote for the customization work will be provided.




# RACKS MIX


6 BICYCLE PARKING SPOTS  
5 SCOOTER PARKING SPOTS

---

ALUMINUM PARKING FOR PARKING 6 BICYCLES AND  
5 SCOOTERS



## RAS MIX 6



Available Colors





# RAS MIX 6

## PARKING SUPPORT FOR E-BIKES AND SCOOTERS

The parking support for e-bikes and scooters is easy to use as it is compatible with any type of e-bike and scooter. The structure is lightweight and sturdy. The bike is parked on the corresponding bike rack, and the scooter is parked on its support. The bike racks are designed to allow easy access and locking of the wheel with a lock.

### MATERIALS USED

- Anticorodal aluminum structure.
- Various stainless steel screws.

### STANDARD COLORS (MATTE)

Available Colors 

### HOW TO INSTALL

The base of the rack has 8 Ø11 holes for securing it to the ground using the supplied fixing plugs. Anti-theft plugs can be requested for security reasons. We recommend securing the rack before use.

### MAINTENANCE

The rack requires no extraordinary maintenance despite its exposure to weather conditions, as it is composed of aluminum and steel components. During winter, if not in use, it is recommended to cover it.

### WARRANTY

The warranty is for 2 years for all structural parts of the rack. Spare parts for each component of the rack are available; inquire about prices and availability. The warranty does not cover any damages caused by individuals or vandalism.

### DIMENSIONS AND WEIGHTS

- Height: 100.5 cm
- Width: 270 cm
- Depth: 50 cm
- Weight: 45 kg

### CUSTOM GRAPHICS

ELETTA offers the possibility of customizing the column with the client's graphics. A vector file is required, and a quote for the customization work will be provided.




# RACKS MIX

## 12 BICYCLE PARKING SPOTS


## 10 SCOOTER PARKING SPOTS

---

ALUMINUM PARKING FOR PARKING 12 BICYCLES AND 10 SCOOTERS



# RAS MIX 12



Available Colors





## RAS MIX 12

The support for electric bicycles and scooters is easy to use as it is compatible with any type of e-bike and scooter. The structure is lightweight and durable. The bicycle is parked in the corresponding bike rack, and the scooter is parked in its stand. The bike racks are designed to allow easy access and locking of the wheel with the lock.

### **MATERIALS USED:**

- Anticorodal aluminum structure.
- Various stainless steel screws.

### **STANDARD COLORS (MATTE):**

Available Colors



### **HOW TO INSTALL:**

The base of the rack has 8 Ø11 holes that allow fixation to the ground using the supplied fixing plugs. Anti-theft plugs can be requested for safety reasons: we recommend fixing the rack before using it.

### **MAINTENANCE:**

The rack does not require any extraordinary maintenance, despite its exposure to weather conditions, as it is composed of aluminum and steel components. During winter, if not in use, it is recommended to cover it.

### **WARRANTY:**

The warranty is 2 years for all structural parts that make up the rack. Spare parts for each component of the rack are available, inquire about prices and availability. The warranty does not cover possible damage caused by people or vandalism.

### **DIMENSIONS AND WEIGHTS:**

- Height: 100.5 cm
- Width: 270 cm
- Depth: 50 cm
- Weight: 45 kg

### **CUSTOM GRAPHICS:**

ELETTA offers the possibility of customizing the column with the client's graphics. A vector file is required, and a quote for the customization work will be provided.




# RACKS

## 6 SCOOTER PARKING SPOTS

---

ALUMINUM PARKING FOR PARKING 6 SCOOTERS



# RAS MONO 6



---

Available Colors





## RAS MONO 6

The parking support is easy to use, as it is compatible with any type of scooter. The structure is lightweight and sturdy. The scooter is parked in the corresponding support. The scooter stands are designed to allow easy access and locking of the wheel with the lock.

### **MATERIALS USED**

Anticorodal aluminum structure. Various stainless steel screws.

### **STANDARD COLORS (MATTE)**

---

Available Colors



### **HOW TO INSTALL**

The base of the rack has 8 Ø11 holes that allow it to be fixed to the ground using the supplied fixing plugs. Anti-theft plugs can be requested for security reasons: we recommend fixing the rack before use.

### **MAINTENANCE**

The rack does not require any extraordinary maintenance, despite its exposure to weather conditions, as it is composed of aluminum and steel components. During winter, if not in use, it is recommended to cover it.

### **WARRANTY**

The warranty is for 2 years for all structural parts that make up the rack. Spare parts for each rack component are available, inquire about prices and availability. The warranty does not cover possible damage caused by individuals or vandalism.

### **DIMENSIONS AND WEIGHTS**

Height 100.5 cm - Width 270 cm - Depth 50 cm - Weight 45 kg.

### **CUSTOM GRAPHICS**

ELETTA offers the possibility of customizing the column with the client's graphics. A vector file is required, and a quote will be provided for the customization work.



# RACKS


# 12 SCOOTER STAND

---

ALUMINUM RACKS FOR 12 SCOOTER



# RAS MONO 12



---

Available Colors





## RAS MONO 12

"The E-SCOOTER stand is easy to use as it is compatible with any type of skateboard. The structure is lightweight and resistant. The skateboard is parked in the corresponding support. The skateboard stands are designed to allow easy access and simple locking of the wheel with the lock.

### **MATERIALS USED**

Anticorodal aluminum structure. Various stainless steel screws.

### **STANDARD COLORS (MATTE)**

Available Colors



### **INSTALLATION**

The base of the rack has 8 Ø11 holes that allow fixing to the ground using the supplied fixing plugs. Anti-theft plugs can be requested for security reasons: we recommend fixing the rack before using it.

### **MAINTENANCE**

The rack does not require any extraordinary maintenance, despite its exposure to weather conditions, as it is composed of aluminum and steel components. During winter, if not in use, it is recommended to cover it.

### **WARRANTY**

The warranty is for 2 years for all structural parts that compose the rack. Spare parts for each rack component are available, inquire about prices and availability. The warranty does not cover possible damages caused by individuals or vandalism.

### **DIMENSIONS AND WEIGHTS**

Height 100.5 cm - Width 270 cm - Depth 50 cm - Weight 45 kg.

### **CUSTOM GRAPHICS**


ELETTA offers the possibility of customizing the column with the client's graphics. A vector file is required, and a quote will be provided for the customization work."



# STEEL RACKS 1.5 M - 2 M - 2.5 M

STEEL RACKS FOR BIKE

RAS 1.5



RAS 2.0



RAS 2.5



Available Colors



RAS 1.5/2/2.5



## RAS 1.5 / 2 / 2.5

"Bike parking racks are easy to use as they are compatible with all types of bikes. The structure is lightweight and durable. The bike is lifted and the seat rests on the crossbar support, covered with a plastic accessory.

### **MATERIALS USED**

Powder-coated galvanized iron tube structure. Various stainless steel screws.

### **STANDARD COLORS (MATTE)**

---

Available Colors



### **INSTALLATION**

The base of the rack has 8 Ø11 holes that allow fixing to the ground using the supplied fixing plugs. Anti-theft plugs can be requested for security reasons: we recommend fixing the rack before using it.

### **MAINTENANCE**

The rack does not require any extraordinary maintenance, despite its exposure to weather conditions, as it is composed of aluminum and steel components. During winter, if not in use, it is recommended to cover it.

### **WARRANTY**

The warranty is for 2 years for all structural parts that compose the rack. Spare parts for each rack component are available, inquire about prices and availability. The warranty does not cover possible damages caused by individuals or vandalism.

### **DIMENSIONS AND WEIGHTS**

RAS 1.5 Height 115 cm - Width 164 cm - Depth 50 cm - Weight 21 kg

RAS 2.0 Height 115 cm - Width 214 cm - Depth 50 cm - Weight 25 kg

RAS 2.5 Height 115 cm - Width 264 cm - Depth 50 cm - Weight 31 kg

### **CUSTOM GRAPHICS**

ELETTA offers the possibility of customizing the column with the client's graphics. A vector file is required, and a quote will be provided for the customization work."





**ELETTRA**<sup>⚡</sup>  
ELETTRA.ES

# Optional Accessories **Station**